

## Resource string translations - Self Issue

Some messages relating to the Self Issue screens can be changed. This page lists all the screens where these occur. The file name for all the Self Issue messages is "SelfIssue".

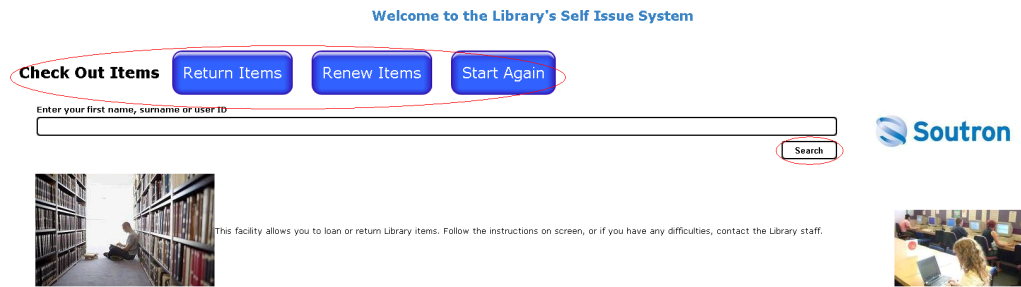
Messages can be changed for the following screens:

- [General](#) (appears on more than one screen)
- [User selection page](#)
- [Check Out page](#)
- [Renewals page](#)
- [Returns page](#)

The settings for Self Issue are defined separately, in [System Configuration](#).

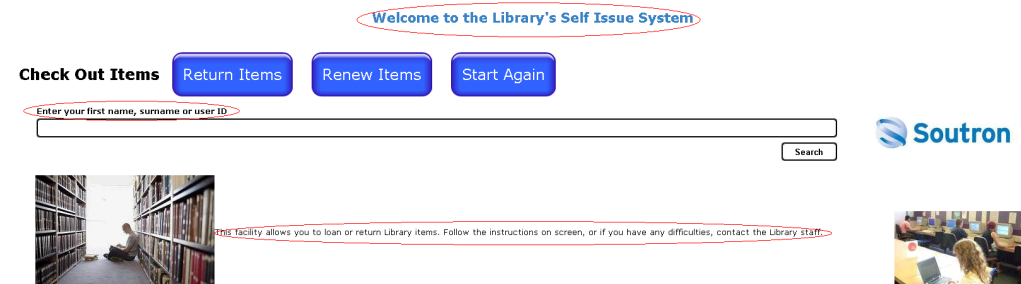
To access Resource String Translations, select **System Management > Resource String Translations**.

### General (appears on more than one screen)



System Name	Description	Default Message Text
CheckOut	Check Out button	Check Out Items
Return	Return Items button	Return Items
Renew	Renew Items button	Renew Items
StartAgain	Start Again button	Start Again
SearchButton	Search button	Search
CancelSessionButton	Cancel button	Cancel
CompleteSessionButton	Finish button	I have finished

### User selection page



System Name	Description	Default Message Text
-------------	-------------	----------------------

# Soutron Documentation

WelcomeText	Header	Welcome to the Library's Self Issue System.
UserSelectionPromptText	User instructions	Enter your name or user ID
ProcessHelpText	Instructions or other text that appears below the user box	This facility allows you to loan or return Library items. Follow the instructions in screen, or if you have any difficulties, contact the Library staff.
UserIsNotFound	Alert if the user is not found	The user is not identified - please try again or consult the Library staff.

## Check Out page

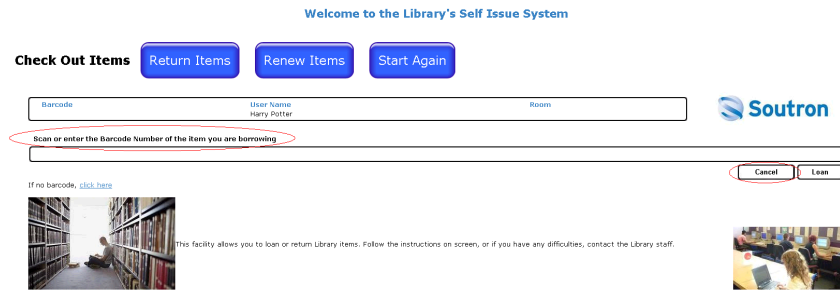
Welcome to the Library's Self Issue System

Check Out Items [Return Items](#) [Renew Items](#) [Start Again](#)

Barcode  User Name Harry Potter Room

Scan or enter the Barcode Number of the Item you are borrowing

If no barcode, [click here](#)



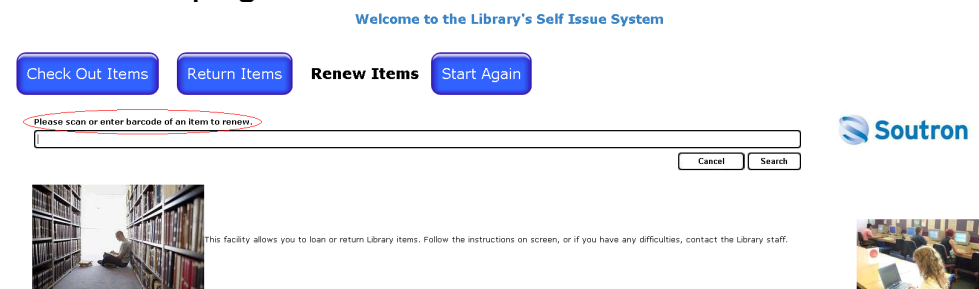
System Name	Description	Default Message Text
ItemSelectionPromptText	Instructions	Scan or enter the Barcode Number of the item you are borrowing
CancelSessionButton	Cancel button	Cancel

## Renewals page

Welcome to the Library's Self Issue System

[Check Out Items](#) [Return Items](#) **Renew Items** [Start Again](#)

Please scan or enter barcode of an item to renew.



System Name	Description	Default Message Text
RenewItemsPromptText	Instructions	Please scan or enter barcode of an item to renew
ItemRenewed	Confirmation message	The item is successfully renewed.

## Returns page

# Soutron Documentation

Welcome to the Library's Self Issue System

Check Out Items

**Return Items**

Renew Items

Start Again

Scan or enter the Barcode Number of the item you are returning

Cancel Search



This facility allows you to loan or return Library items. Follow the instructions on screen, or if you have any difficulties, contact the Library staff.



System Name	Description	Default Message Text
ReturnItemsPromptText	Instructions	Scan or enter the Barcode Number of the item you are returning
ItemReturnFromLoan	Confirmation message	The item has been returned successfully